

FOR USE IN AMBIENT AND GENERAL LIGHTING APPLICATIONS

PROJECT
TYPE
PART NUMBER

FEATURES

- Shallow profile
- Designed specifically for Type B LED Lamps
- Rigid and robust construction
- Integrated controls available
- Optional prewiring for 0-10V Dimming



SPECIFICATIONS

CONSTRUCTION

Construction: Reflective painted white steel creates an extremely strong and rigid assembly.

CONTROLS

Multiple fixture integrated controls options available, contact ESI for more information

FIXTURE MOUNTING

Fixture design allows for the use of Y-Toggle Hangers or V-Hangers.

LAMPS

Single ended or Double ended LED Type B tubes can be used.

ELECTRICAL

LED Light Engine designed for reliability and long life operation
Standard 0-10V dimming to 1%
120 - 277 V standard; 347V or 480V available

CONTROLS

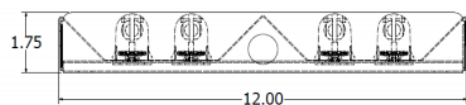
Individual or grouping control with many solutions available
Consult factory for specific requirements

LISTINGS

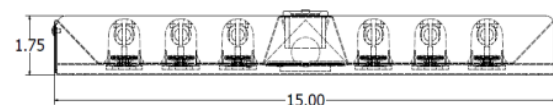
Standard 5 year warranty / 10 year warranty available upon request

DIMENSIONAL INFORMATION


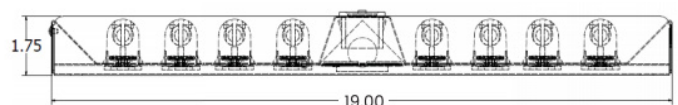
4 LAMP



6 LAMP



8 LAMP



ORDERING INFORMATION

STYLE	SIZE	REFLECTOR MATERIAL	# OF LAMPS	LAMP TYPE	WIRING	OPTIONS
F FIXTURE	14AZ 1' x 4'	WR WHITE REFLECTOR	4 4 LAMPS 6 6 LAMPS 8 8 LAMPS	LEDT5 T5 LED TUBES TYPE B LEDT8 T8 LED TUBES TYPE B	PW PREWIRED FOR SINGLE-ENDED TUBES PW-2 PREWIRED FOR DOUBLE-ENDED TUBES	Y Y TOGGLE HANGERS V V HANGERS OBS ON BOARD SENSOR WG WIRE GUARD

CUSTOM OPTIONS

ADDITIONAL GRAPHICS

