


FOR USE IN AMBIENT AND GENERAL LIGHTING APPLICATIONS

PROJECT
TYPE
PART NUMBER

FEATURES

- Ideal for sports facilities and indirect lighting applications
- Superior light quality and photometric efficiency
- Aluminum housing to minimize weight and maximize heat dissipation
- Utilizes Fortimo LED modules and Philips Xitanium drivers
- Available with LED Tubes upon request



SPECIFICATIONS

CONSTRUCTION

20ga. (0.032") pre-painted aluminum die formed with sufficient knockouts for mounting and electrical supply.

LIGHT ENGINE

Seoul Semiconductor LEDs and name brand drivers provide industry leading performance.

FIXTURE MOUNTING

Fixture is designed for suspended applications only.

ELECTRICAL

LED Light Engine designed for reliability and long life operation
Standard 0-10V dimming to 1%
120 - 277 V standard; 347V or 480V available

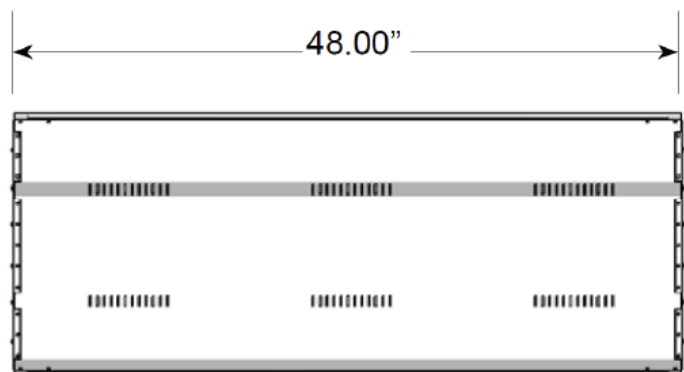
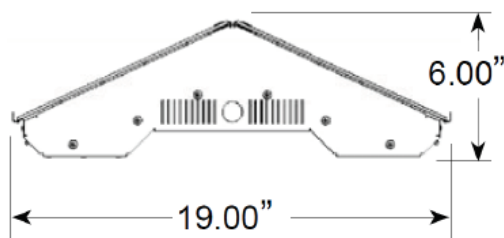
CONTROLS

Individual or grouping control with many solutions available
Consult factory for specific requirements

LISTINGS

DesignLights Consortium qualified, see DLC QPL
ETL safety certified for damp locations
Standard 5 year warranty / 10 year warranty available upon request

DIMENSIONAL INFORMATION




ORDERING INFORMATION

STYLE	LIGHT ENGINE	COLOR TEMP	OPTIONS
F FIXTURE	24IC-F4VV 385W	40 4000K	WG WIRE GUARD
		50 5000K	Y Y TOGGLE HANGERS
			480 480V

CUSTOM OPTIONS

ADDITIONAL GRAPHICS



LUMEN SUMMARY					
ZONE	LUMENS	% FIXTURE	ZONE	LUMENS	% FIXTURE
0 - 30	0	0	90-120	6473	15.7
0 - 40	0	0	90 - 130	13373	32.5
0 - 60	0	0	90 - 150	28576	69.4
0 - 90	330	0.8	90 - 180	40829	99.2
TOTAL LUMINAIRE =			0 - 180	41160	

